



CUSTOM SUIT MEASUREMENT FORM

www.cpracewear.com
sales@cpracewear.com

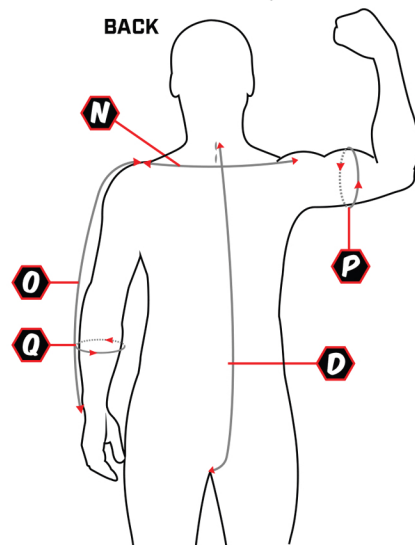
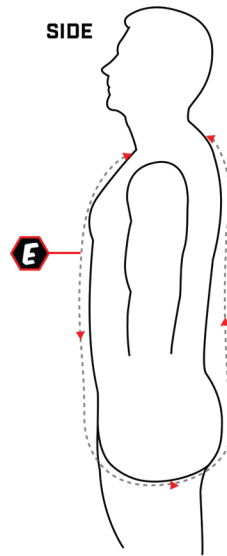
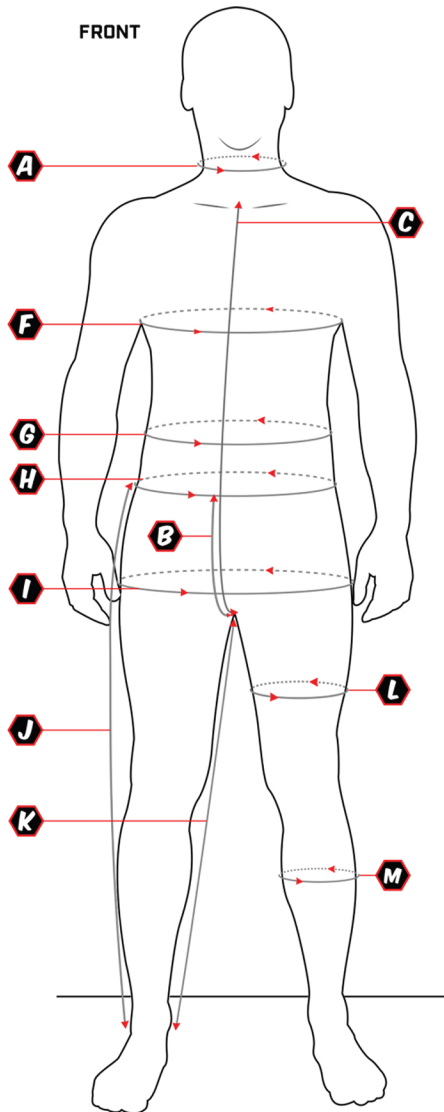
Order # _____

Name: _____

Email: _____

Phone: _____

Height: _____ ft _____ in Weight: _____ lbs



- A** _____ **Neck Circumference**- Measure around base of neck
- B** _____ **Front Rise**- Crotch seam to waist line
- C** _____ **Torso Length**- Crotch seam to middle of collar bones
- D** _____ **Back Length**- Crotch seam to base of neck from behind
- E** _____ **Loop Torso Length**- From middle of collar bone, down and around crotch seam up to base of neck
- F** _____ **Chest Circumference**- Around chest, arms down, big breath in
- G** _____ **Stomach Circumference**- Around widest part of stomach
- H** _____ **Waist Circumference**- Feet together, around waist at widest part
- I** _____ **Hips Circumference**- Feet together, around hips at widest part
- J** _____ **Outseam**- Waistband to ankle bone
- K** _____ **Inseam**- Crotch seam to ankle bone
- L** _____ **Upper Thigh**- On one knee and measure thigh parallel to floor
- M** _____ **Calf**- On one knee and measure around calf at widest part
- N** _____ **Shoulder tip to shoulder tip**- Across shoulders
- O** _____ **Shoulder tip to wrist**- Tip of shoulder to wrist bone
- P** _____ **Bicep**- Around the bicep flexed
- Q** _____ **Forearm**- Around the forearm

- » Please do not measure yourself. Have someone measure you but not a tailor.
- » Wear tight fitting comfortable clothes such as underwear.
- » Use a cloth measuring tape and keep it tight to the skin.
- » Take exact measurements and do not add anything to them.

If you have questions, please give us a call. We will make the suit to these dimensions and will not be responsible for measurement errors.